



Authority Control

Martha Rice Sanders, Senior
Consultant

the library is
open

www.loc.gov/marc/authority

Structure of authority record

The structure of MARC authority records

- Consists of three main components:
 - Leader – record control number and other coded information. Has no indicators or subfield codes.
 - Directory
 - Variable fields

0xx fields

- Leader
 - 24 characters
 - Provides information on the processing of the record
- 008
 - 40 characters
 - 008/6 – direct or indirect geog. Subdivision
 - Blank means heading may not be subdivided geographically
 - 008/11 – Subject heading thesaurus
 - B means LCSH for children
- 010 (Control Number)
 - Those contributed by LC begin with “n”
 - Those originating with OCLC with “no”
- 053 (LC classification number)

1xx

- Establishes the name, subject, etc. as the valid form for entry into the catalog.
- The last two tags identify the type of information.
 - 100 Personal name
 - 110 Corporate name
 - 111 Conference name
 - 130 Uniform title
 - 148 Chronological term
 - 150 Subject heading
 - 155 Genre heading
 - 18x Subdivision headings (general, geographic, chronological, form)

4xx Fields

- Provide a “see” reference (FROM) in the WebPAC for patrons
- Lists other forms of the 1xx that are NOT valid and should not be used
 - 400 Invalid personal name
 - 410 Invalid corporate name
 - 411 Invalid conference name
 - 430 Invalid uniform title
 - 448 Invalid chronological term
 - 450 Invalid subject term
 - 455 Invalid genre heading
 - 48x Invalid subdivision terms

5xx Fields

- Provides a “see also” reference” (FROM) in the WebPAC
- Used to suggest other broader or narrower terms that are also valid and might be of use to the searcher
 - 500 See also personal name
 - 510 See also corporate name
 - 511 See also conference name
 - 530 See also uniform title
 - 548 See also chronological term
 - 550 See also subject term
 - 555 See also genre heading
 - 58x See also subdivision terms

Authority record function in Innovative environment

▶ What do Authority records do?

Fields that function in staff functions – 1xx

- This is the heading that is checked for Duplicate Authority records and Blind References heading reports
- Also used when a heading in a bib record matches a 4xx (invalid) heading in an authority record. The 1xx heading prints on Headings Reports as “valid heading” that should be used instead

Fields that function in staff functions – 4xx

- Used to generate the Invalid Headings report
- When a bib record goes through the transaction file, if any checked heading in the record matches a 4xx field from an authority record in that same index, that heading is written to the Invalid Headings report
- Also used for the Automatic Authority Processing reports as follows:

Fields that function in staff functions – 4xx

- Automatic Authority Processing works like this:
- When an **authority** record is *added* or *edited*:
 - *Heading in the 4xx field is matched against all headings in the corresponding index (author or subject) in the bib records*
 - *If a heading is found in the bib records, that heading is automatically changed to match the 1xx heading in the authority record*

Fields that function in staff functions – 4xx

- All changed headings are reported on the Bibliographic Updates Report
- Any unchanged headings are reported on one of the following four reports
 - Busy matches report
 - Near matches report
 - Non-unique 4xx report
 - Cross-thesaurus report



Automatic Checking Using the Headings Report

When are Headings Checked?

- All headings are checked when:
 - Record is keyed, downloaded, or deleted
 - **Any** title field is edited
 - Record is suppressed or unsuppressed (using BCODE3 field)
- Individual headings checked when:
 - *Heading* is added, modified or deleted

```

          Loading program you requested
          INNOPAC SYSTEM OPTIONS (Database maintenance)
01 > MARC format validity tables.....Choose to view
02 > Heading Report: First time use fields.....a,d
03 > Heading Report: Duplicate use fields.....c,i,o,b
04 > Heading Report: Blind references include subdivisions.....YES
05 > Limit Heading Changed Reports to records with CAT DATE.....NO
06 > New Records: Always check for duplication for record types.....p,i
07 > New Bib Record: Duplicate check on fields.....NONE
08 > New Item Record: Duplicate check on fields.....b
09 > New Item Record (Multiple): Increment copy number.....NO
10 > New Item Record (Multiple): Restart copy number with each location...N/A
11 > Label specifications.....Choose to view
12 > Spine Label.....Choose to view
13 > Pocket Label.....Choose to view
14 > Chinese titles, print 880 title if it exists.....NO
15 > Define batch label queues.....CALL Innov.
16 > Number of seconds for which initials password is valid.....0
17 > Use PASSWORDS and AUTHORIZATIONS functions 101-199.....YES
lqqqqqqqqqqqqqqqqqqqqqqqqqqqqqqqqqqqqqqqqqqqqqqqqqqqqqqqqqqqqqqqqqqk
xKey a number or                                         x
xF > FORWARD                R > RETURN to System Options menu      x
xB > BACKWARD                                 x
xChoose one (1-43,F,B,R) ^C                                     x
iii@ccls (ccls-rSierra_2.2.0_6) 90 > qqqqqqqqqqqqqqqqqqqqqqqqqqqqqqqqqqqqj

```

Headings reports options (A>A>S>O>D>)

- 02 > First time use fields
 - a = authors
 - d = subjects
 - s = series
- 03 > Duplicate use fields
 - c = call number
 - o = utility number
 - b = barcode

Headings reports options (A>A>S>O>D>)

- 04 > Blind references include subdivision
 - YES = includes blind references with no exact match on the authority record's MARC 1xx field or where there is a match on the root heading plus additional subfields indexed
 - Default behavior.
 - NO = excludes as blind references records for which there is a match on the root heading plus additional subfields indexed.
 - I recommend this setting
- 05 > Limit Heading Changed Reports to records with CAT DATE
 - YES = not in report
 - NO = in report

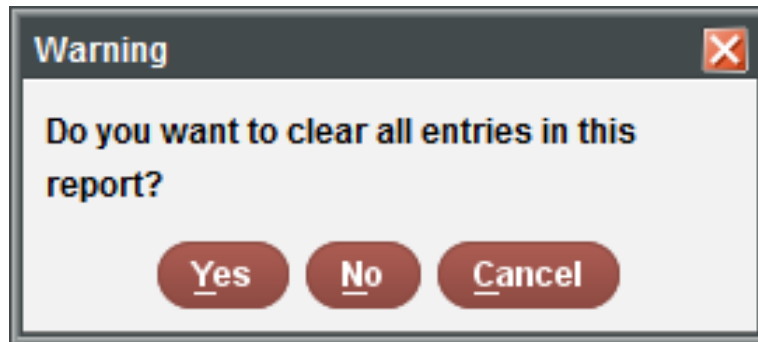
How to Use Headings Reports (cont.)

- Can exclude (or include) bibliographic records without a Cat Date (can be set to not ask the question in Database Options A>A>S>O>D>#4)
 - *Include* when downloading full bibs with orders
 - *Exclude* for brief bib/order which will be overlaid or course reserve records
- Can choose the date range for the report

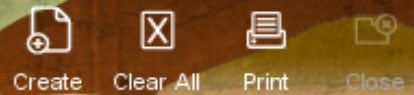
Headings Reports (cont.)

- Clearing entries from reports
 - May be done as each part reviewed
 - Only clears the part being reviewed

WARNING – yes means yes!



Interpreting Headings Reports



Report Type

- All
- Headings used for the first time
- Invalid headings
- Duplicate entries
- Blind references
- Duplicate authority records
- Updated bibliographic headings
- Near matches
- Records busy, not updated
- Non-unique 4XXs
- Cross-thesaurus matches

Limit to these Locations:

9tpub Emeryville Public Library

- 9pt09 Malden Libraries
- 9pt10 Chandler County Library
- 9suth Sierra Public South Library
- 9tuni Innovative University Library
- eb Bay St Branch Library
- ehacm Hvatt House Christine's Shelf

Limit to these Logins:

catmrs Martha RS cataloging training

- cataloger1 cataloger1
- catdesk catdesk
- chi_train Chinese Sierra Training
- chtbar chtbar
- chtcat chtcat
- chybar chybar

Limit to these Programs:

Record Loading

- Other
- Record Maintenance
- Global Update
- Rapid Update

Limit to these Statistics:

300 EPL CAT

- 310 EPL CIRC
- 311 EPL Self Check 1
- 320 EPL ACQ
- 330 EPL SER
- 340 EPL ILL
- 350 EPL WFR

Exclude records without a CAT DATE

Entry Date Range

From: 01-01-2017

To: 07-03-2017

Additional information

- **Cat date** from the bibliographic record
- **Function** that caused the heading to appear on the report
- **Statistics group** assigned to login of user
- **Initials** of the user
- **Entry date** (date heading placed in the file)
- Set in Settings > Reports tab

Headings Used for the First Time

Headings Used for the First Time

- Authors (listed first alphabetically)
 - Includes personal, corporate and conference headings
- Followed by Subjects (listed alphabetically)
- *Should* include series titles *only* if series are in a separate index from other titles
- Uniform titles *not* included
- Can change which of these are included
 - Open ticket in Supportal

Invalid headings used

What are “invalid headings”

- Checks incoming 1xx, 6xx, & 7xx headings in bib records against 4xx headings in existing authority records
- Must be an “exact” match. Headings with subdivisions are not reported as “invalid”, but will be reported on the “First Time Use” report
- *You* make the correction

Valid entries reports as Invalid

- 4xx in suggested authority record has script not recognized by Sierra
 - 110 1 United States. |b Agency for International Development
410 1 United States. |b وكالة الأمريكية للتنمية الدولية
 - Sierra can't read the Arabic script, so all it see's is 'United States' and suggests the 110 field as the correct heading.
 - 110 2 United Nations. |b Committee on the Elimination of Discrimination Against Women
410 2 United Nations. |b كنوانسيون رفع انواع تبعيض عليه زنان
 - Also true with Cyrillic characters in 4xx fields.

Let's take a look at your report...

Duplicate call no's and other errors report

Duplicate barcode entry

Field: b300000000034821

Indexed as BARCODE: 300000000034821

From: i12877426 Newsweek

Duplicate OCLC number entry

Field: o001 2388211

Indexed as OCLC NO: 2388221

From: b10067978 Firth, Grace. Stillroom cookery : the art of preserving food naturally, with recipes, menus, and metric measures / Grace Firth ; illustrations by Lynn Dudak

Let's take a look at your report...

Blind References

Blind references

- Blind references are reported when the last corresponding entry is either deleted or the bib record is suppressed
- Blind references are only reported once
- Suppressing and unsuppressing authority records will “force” a blind reference report.
- “Root” subject authority records will report on the blind references report unless you set new DB Maintenance Option #4 to YES

Blind reference from “root”

From: a10026579x SUBJ AUTH 150 |aWonder

What to do?

- Double-click on the entry to view the browse display in the subject index for Wonder
- A true blind reference will result in only one “hit”
 - that of the authority record shown on the report
 - Retain authority record
 - Remove from report

Reference isn't really "blind"

The screenshot shows a library catalog window titled "Record · b11007436". The search bar contains "d SUBJECT" and "wonder". The main record information shows the author "Rylant, Cynthia." and the title "The wonderful happens / by Cynthia Rylant ; illustrated by曹曹 Dewley".

On the left, there is a sidebar with filters:

- Format**: PRINTED BK/JNL (8)
- Language**: English (8)
- Locations**: Bay St Branch Library (4)

The main area displays "Results" with a table:

#	Description	# of Entries
1	+ Wonder	1
2	+ Wonder Juvenile fiction.	1
3	+ Wonder, Stevie Juvenile literature.	1
4	+ Wonder Woman (Comic strip)	1
5	+ Wonder Woman (Fictitious character)	3
6	+ Wonder Woman (Fictitious character) Comic books, strips, etc.	1
7	+ Wonder Woman (Fictitious character) Fiction	1

At the bottom right of the results table, it says "7 SUBJECTS, 9 ENTRIES".

Sierra Blind Headings known issue

- Despite setting system option, **Heading Report: Blind references include subdivisions**, correctly, authority records appear in the Blind Headings report when the last bibliographic record with the root heading and no subdivisions is deleted **and** other bibliographic records are still present with the root AND subdivisions.
- Will be corrected in Sierra 3.4
- Check each root blind subject before deleting or suppressing

Let's take a look at your report...

Duplicate Authority Records

Duplicate Authority Records

- Generated by loading authority records
- Alerts you to a “duplicate” authority record where there is a |t, |l, |k [not *really* a duplicate] (User manual #101484)
- You make the decision about whether or not it is really a duplicate

Duplicate Authority Records (not)

Subject and genre terms may be the same:

010 sh 85037256

150 Detective and mystery films

010 gf2011026195 |z sh2008025519

155 Detective and mystery films

If both in same index, will appear as duplicate authorities.

May wish to acquire separate index for genre terms.

Duplicate Authority Records (not)

Changing fictitious names from MARC tag 150 to 100

- Different 010 fields

- Will not overlay

FROM:

010 sh 87007964

150 Boop, Betty (Fictitious character)

TO:

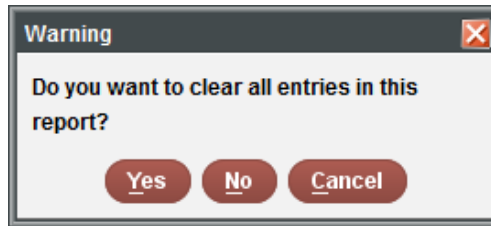
010 n 2017036433

100 1 Boop, Betty (Fictitious character)

Let's take a look at your report...

Headings Reports summary

- When using Headings Reports in Cataloging, clear headings manually as you work on them. There may not be a need to ever “clear” the entire file but...



- More than one person can be “working” in the file at one time.



Authority work



Special topics

What about those fictitious names?

<https://www.loc.gov/aba/publications/FreeSHM/H1610.pdf>

In 2013, a revision to RDA made it possible to establish all headings for individual fictitious characters in the name authority file. All headings for individual fictitious characters are now established in the name authority file in the 100 field of the MARC 21 authority record. The name headings may be used as subjects, tagged 600. Headings for groups of fictitious characters (e.g., the Hardy Boys, the Teenage Mutant Ninja Turtles) continue to be established in LCSH and are tagged 150. As time permits, the Policy and Standards Division will undertake a project to create RDA name headings for the fictitious characters that are already established in LCSH, and cancel the subject heading records.

What about those fictitious names?

Cathy Lamoureaux (Carnegie Library of Pittsburgh) compiles a [list](#) of fictitious characters and non-human converted to personal name headings by LC

Fictitious Characters and Real Non-Human Entities Converted from Subject to Name Headings (Sept. 2013-present)

LC List	Old 650 Subject Heading	1st Ind.	New 100 Name Heading
2013-09	Bean (Fictitious character : Card)	0	Bean c (Fictitious character from Card)
2013-09	Fletcher, Jessica (Fictitious character)	1	Fletcher, Jessica
2013-09	Holmes, Sherlock (Fictitious character)	1	Holmes, Sherlock
2013-09	Maṛīci	0	Maṛīci c (Hindu deity)
2013-09	Nafai (Fictitious character)	0	Nafai
2013-09	Palamedes (Greek mythology)	0	Palamedes c (Greek mythological figure)

2017-06	Never Say Die (Race horse)	0	Never Say Die c (Race horse), d 1951-1975
2017-06	Othello (Fictitious character)	0	Othello c (Fictitious character from Shakespeare)
2017-06	Samson, Bernard (Fictitious character)	1	Samson, Bernard c (Fictitious character)
2017-06	Supergirl (Fictitious character)	0	Supergirl c (Fictitious character)
2017-06	Tintin (Fictitious character)	0	Tintin c (Fictitious character)
2017-06	Zipzer, Hank (Fictitious character)	1	Zipzer, Hank c (Fictitious character)

What about undifferentiated names?

- AACR2 : When two or more people with the same name cannot be distinguished:
 - Birth and death dates cannot be determined from reference sources
 - No other information can be found to break the conflict.
 - Create what is called an "undifferentiated personal name" authority record. The same record (and the same heading) was used to represent more than one person in the catalog.

What about undifferentiated names?

- 008 fixed field called "undifferentiated personal name."
 - "b" = undifferentiated personal name record

The screenshot shows the 'Authority Record - a10180576 - AUTHOR Authority (LCSH)' interface. A 'Select' dialog box is open, displaying four options for the 008 field: 'Differentiated personal name' (a), 'Undifferentiated personal name' (b), 'Not applicable' (n), and 'No attempt to code' (|). The 'Undifferentiated personal name' option is highlighted. The background interface shows various fields for the authority record, including 'Misc.' fields (001, 003, 005, 008), 'LC Control No.' (010), and 'Name Authority' (100). The 008 field is currently set to 'b'. The interface also shows a menu bar, a search bar, and a toolbar with icons for Insert, Save, View, Edit, Summary, Verify, and Export.

Field	Value
Misc. 001	n 85220334
Misc. 003	DLC
Misc. 005	20050519102459.0
Misc. 008	Date Ent 851023 Lang Cat Sub Head a Hdg-Main a Type Sub n Ref Eval n Und PNam b Mod Recd
LC Control No. 010	n 85220334 zn 87137525
Misc. 035	(UK)001548203
Misc. 040	DLC cDLC dDLC dUk dDLC
Name Authority 100 1	Baker, David
Note 670	[Author of Addison-Wesley
Note 670	Hart, D. Addison-Wesley United States history to 1877, c1986-1990. v. 1, Lp. (David Baker) p. IV (M.A., U.S. history, San Francisco State Univ.)
Note 670	[Author of Prophecies of Buddha]
Note 670	nuc87-108474: His Prophecies of Buddha ... c1963 b(hdg. on NJP rept.: Baker, David; usage: David Baker)
Note 670	[Author of Penare poems]

What about undifferentiated names?

- Distinctive pattern of its 670 fields.

670			[Author of Penare poems]
670			Penare poems, 1995: bt.p. (David Baker)
670			[Author of Central heating]
670			Central heating, 1981: bcover (David Baker)
670			[Author of Ghana]
670			Ghana, 1996
670			BL database, 21 Apr. 2005 b(hdg.: Baker, David)
670			[Co-author of Using Java 1.1]

What about undifferentiated names?

- RDA technically still allows creation of undifferentiated name authority records
- BUT now allowed to use many other factors to create a unique name by adding:
 - profession or occupation
 - period of activity
 - “other designation”
- In Feb. 2014, the Program for Cooperative Cataloging, PCC, instructed catalogers to always make a differentiated, unique authority record for each person.

What about undifferentiated names?

- Library of Congress issuing new, differentiated authority records and deleting undifferentiated ones
 - Thousands of new authority records
- What to do?
 - May create a review file of undifferentiated personal name authority records
 - Search authority file for and import new differentiated authority records
 - Update bibliographic records to match correct, unique name authority



Using Global Update
to change headings

Moving reports into Review files

- Tools | Create Review File
 - Bibliographic or authority records?

The screenshot shows the Sierra cataloging software interface. The title bar reads "Sierra - Training Library - Martha RS cataloging training". The menu bar includes "File", "Edit", "View", "Go", "Tools", "Reports", "Admin", "Window", and "Help". The "Tools" menu is open, showing options: "Character Map", "Print Worksheets", "Select Entry", "Create Review File", "Clear Checked Entries", "Check highlighted entries", and "Uncheck highlighted entries". The "Create Review File" option is selected, and a sub-menu is open with the following options: "Bibliographic Records", "Authority Records", "Item Records", and "Patron Records".

The main window displays a table of blind references. The table has columns for "#", "Type", "From:", "Group", "Login", and "Entry Date". The data is as follows:

#	Type	From:	Group	Login	Entry Date
1	Blind references	From: a10265818 Subject Authority 150 aCeanis, George.	100	iiisierra	Feb 28, 2017
2	Blind references	From: a10265818 Subject Authority 150 aCooking	0		Apr 13, 2017
3	Blind references	From: a1026579x Subject Authority 150 aWonder	0		Mar 24, 2017

At the bottom of the window, it says "3 Entries".

In Global Update

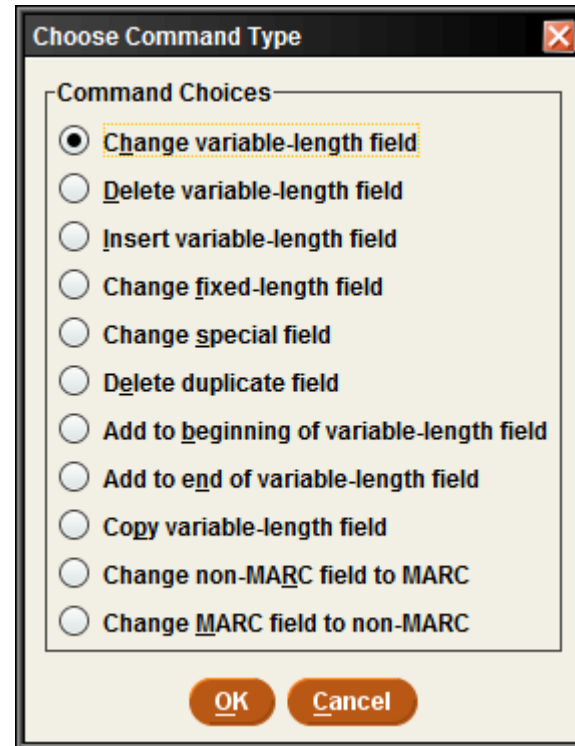
- Select Review file
- Toggle to field to be reviewed

The screenshot shows the Sierra Global Update interface. The top navigation bar includes 'File', 'Edit', 'View', 'Go', 'Tools', 'Reports', 'Admin', 'Window', and 'Help'. The 'FUNCTION' dropdown is set to 'Global Update'. A sidebar on the left contains '1. Select records', '2. Command input', '3. Preview', and 'Statistics'. The main area is titled '1. Select records' and features a 'Record Type' section with checkboxes for BIBLIOGRAPHIC (checked), AUTHORITY, PATRON, ITEM, ORDER, HOLDINGS, COURSE, RESOURCE, and LICENSE. Below this is a 'Review' dropdown and a 'Review file:' field containing '36. headrpt catmrs Thu Apr 13 12:01:53 EDT 2017 (356) (BL...)'. A 'Search' button is also present. A table of records is displayed with columns for '#', 'Subject', and a count. A context menu is open over the table, showing options for 'BIBLIOGRAPHIC Variable-Length Fields', 'BIBLIOGRAPHIC Fixed-Length Fields', and various MARC fields like 'MARC Leader', 'Call Number', 'Title', etc. The 'Subject' field is highlighted in the menu. At the bottom, it shows '1752 Selected Entries', 'Limited to 356 results', and 'Total : 1083 Groups, 1752 Entries'.

#	Subject	
1	b	
2	b	650 0 aAbolitionists xHistory y19th century vSources.
3	b	650 0 aAbolitionists vJuvenile literature.
4	b	650 0 aAbolitionists zUnited States vBiography.
5	b	650 0 aAbolitionists zUnited States vHistory y19th century vSources.
6	b	650 0 aAdultery vFiction.
7	b	651 0 aAfrica, Sub-Saharan xReligion vEncyclopedias.
8	b	650 0 aAfrican American abolitionists vBiography.
9	b	650 0 aAfrican American agricultural laborers zSouthern States vBiography.
10	b	650 0 aAfrican American arts vJuvenile literature.
11	b	650 0 aAfrican American arts xHistory y20th century vJuvenile literature.
12	b	650 0 aAfrican American arts xStudy and teaching (Elementary)
13	b	650 0 aAfrican American arts zNew York (State) zNew York.
14	b	650 0 aAfrican American athletes zWashington (D.C.) xHistory.
15	b	650 0 aAfrican American authors vBiography.
16	b	650 0 aAfrican American boys xHistory y18th century vJuvenile fiction.
17	b	650 0 aAfrican American businesspeople.

In Global Update

- Create query
 - Change fields
 - Add fields
 - Delete fields
 - Etc.
- Test query
- Run query



In Global Update – When To Use

- Changes that can't be made by the system
 - Changes to sub-divisions
- Changes that need to be made in multiple records
 - Invalid headings



Reports from



Automatic Authority Processing

How are these reports different?

- Generated when *Authority* record is updated or loaded
- Previous reports (except duplicate authority records) are generated when *Bibliographic* record is updated or loaded
- Overnight, all 4xx headings in the authority record will be checked against headings in your bibliographic records

- Headings in your bibliographic records will be changed to match the 1xx heading in the newly loaded or updated authority record
- Headings *with* subdivisions are changed (just the heading, not the subdivision)
- This product does much of your global updating for you, but not all!

Bibliographic Updates Report

Bibliographic Updates Report

- Shows changes made by the system to each bibliographic record (largest report)

Automatic Processing Will NOT Occur If:

- Old heading is not listed as 4xx on new authority record
- Old heading exists as 4xx on more than 1 authority record (non-unique 4xx)
- Heading on bib record is mis-tagged
 - E.g. 651 Afro-Americans |xHistory
- Indicator in heading on bib record is different from thesaurus indicated in 008/11 field (cross-thesaurus)

Automatic Authority Processing will not change:

- Free-floating subdivisions without a matching authority record

Twain, Mark, 1835-1910

| xCharacters | xAfro-Americans

Lincoln, Abraham, 1809-1865 | xRelations
with Afro-Americans

Let's take a look at your report...

Near Matches Report

(UM #101479)

Near matches report

- Reports headings that are not an exact match
- Something is slightly different in the authority record from the heading in the bib record, such as:
 - Punctuation
 - Case
 - Tagging or subfield delimiters
 - Diacritics
 - “and” vs “&”
- You make the changes

Let's take a look at your report...

Busy Matches Report

(UM #101480)

Busy matches report

- Record should have been updated
- Record is busy – “in use by the system”
- Report says what the change should have been and what the heading currently is
- Rarely any entries in this report unless doing a large change

Non-Unique 4xx Report (UM #101477)

Non-unique 4xx report

- Results when more than one authority record have identical 4xx fields. The system doesn't know which heading to change the existing headings to. E.g.
 - “Crime and criminals” splits into two headings.
 - Authority record for “Crime” contains a 4xx entry for “Crime and criminals”
 - Authority record for “Criminals” contains a 4xx entry for “Crime and criminals”
- You make the change

Sample non-unique 4xx entry

Field: d650 0 | aCrime and criminals

Indexed as SUBJECT: crime and criminals

Authority record number: a10268273

Authority record number: a10278398

Let's take a look at your report...

Cross-Thesaurus Matches Report

(UM #101478)

Cross-Thesaurus matches report

- If the “thesaurus” (bite 11 of leader) indicates a different thesaurus from the second indicator in the bibliographic heading, the change will not be made
 - E.g. 650 4 Afro-Americans |xHistory
- You check **and** make the change
- Innovative can *enable* or *disable* this feature

Sample Cross-Thesaurus entry

Field: e450 |aAuto racing

Indexed as SUBJECT: auto racing

Bibliographic record number: b1031490x

Authority record number: a10274753



Working with your
Authority Control Vendor

What services are available?

- Initial Database Preparation
 - Checking MARC tagging
 - Checking headings
 - Checking for obsolete standard subdivisions
- Ongoing services
 - Current cataloging
 - Authority notification service
 - Returns revised bib records

Current cataloging

- Send your newly cataloged bibs to vendor periodically
 - Might charge differently for yearly, semi-annually, or monthly
- Create a review file of bib record with CAT DATE for the month, quarter, year, etc.
- Use Data Exchange to export records to your vendor
- Ask vendor to return ONLY corrected bib records to you
- Additional load profile: protect fields from overlay

Authority notification service

- Vendor sends you authority records that have been changed and/or new authority records for headings that you have in your database
- Vendor can create brief authority records for headings that you have in your bib records for which there are NOT currently LC authority records available
- When LC does create an authority record for those headings, vendor will send it to you

Using the Headings Reports when outsourcing Authority work to a vendor

Possible reports to ignore

Depending on what you contract with your vendor you *might* be able to ignore the following reports:

- Headings Used for the First Time
 - You send your newly cataloged bib records to vendor
 - Vendor checks headings against their file of your authority records
 - Vendor sends you new authority records
- Invalid Headings
 - Vendor corrects headings in your bib records, returns corrected bib records

Possible reports to ignore (cont.)

- Bibliographic Updates Report
 - Vendor sends you changed authority records and corresponding corrected bib records
 - If you don't get corrected bibs back, you can let Auto-Authority Processing change headings in existing bib records for you
 - But, you will still have to change many free-floating subdivisions yourself

What to report back to your vendor

- Blind headings
 - Send these to your vendor before deleting the records to let the vendor know you no longer need these
 - Create new suppression code
- Authority records imported from utility (OCLC or Sky River)
 - To add to their mirror image of your authority file
 - They will then send you updates to these records

Reports you'll still need to review

- Duplicate call numbers and other errors
- Duplicate authority records
- Blind references
- Near matches report *
- Busy matches report *
- Non-Unique 4xx report *
- Cross-thesaurus report *

* if not getting corrected bibs

Supportal documents

- Starting authority control with an outside vendor
 - Solution ID = 160718145740608
- Describes the ongoing processes for an Authority Control project
 - Solution ID = 160822155518196



Scoping authority records

Scoping authority records


- Scope authority records immediately after loading authority records
- A>U>
- If authority records aren't scoped, they will not point to the correct bib records in the individually scoped catalogs
- If you download the "root" subject heading but do not have any bib records with this "root", those authority records will NOT scope



Changes in Codes and Standards

On beyond...new cataloging code

- RDA – Resource Description and Access (current code)
 - Formulation of dates for names
 - fl. 2000 -> active 2000
 - B. ca. 2000 -> approximately 2000-
 - Apr. -> April
 - Formulation of some corporate bodies
 - Dept. -> Department
 - Uniform titles
 - Bible. O.T. Genesis -> Bible. Genesis
 - Selections. -> Works. Selections
 - lots of new fields
 - bibliographic and authority records

010		h 50007704 z no 98043992
035		(OCoLC)oca00043243
040		DLC b eng e rda c DLC d DLC d InU-Mu d DLC d WaU d UPB d IIMpPL d DLC
046		f 19180825 g 19901014
053	0	ML410.B566 c Biography
100	1	Bernstein, Leonard, d 1918-1990
370		Lawrence, Mass. b Manhattan, New York, N.Y.
373		Harvard University t 1939
373		Curtis Institute of Music
374		Composer a Conductor a Pianist 
375		male
377		eng
400	1	Amber, Lenny, d 1918-1990
400	1	Bernstaĭn, Leonard, d 1918-1990
400	1	Bernstein, L. q (Leonard), d 1918-1990
400	1	Bernstein, Lenny, d 1918-1990
400	1	Striboneen, Randel, d 1918-1990
670		His Sonata for clarinet and piano, c1943.

RDA presentation

- <http://innovativeusers.org>
- Search presentations
- 2014 IUG keyword “rda cleanup”

RDA Cleanup in a Shared Catalog using AACCP, Create Lists, & Global Update

- It may help...if you wish to make some of these changes

FRAD & FRSAD & beyond

[Functional Requirements for Authority Data](#)

[Functional Requirements for Subject Authority Data](#)

- Anyone remember FRBR?
 - Functional Requirements for Bibliographic Records
- Models for future data description and delivery
- Next up – Linked Data & the Semantic Web!

From Authority Control to Identity Management

- Authority control = text strings (headings)
 - Heaney, Seamus, 1939-2013
- Identity management = associate with registered identifier
 - <https://lccn.loc.gov/n79099140>
 - URL in LC's name authority file for Heaney
 - Less emphasis on the specific string construct
 - [VIAF](#) (Virtual International Authority File)
 - Compilation of national authority files

VIAF (Virtual International Authority File)

– No specific, authorized string

Select Field: All Headings Select Index: All VIAF Search Terms: Seamus Heaney, 1939 2013 Search

50 headings found for *Seamus Heaney, 1939 2013*

Heading	Type	Sample Title
1 Heaney, Seamus, 1939-2013.  Heaney, Seamus  Heaney, Seamus, 1939-  Heaney, Seamus (Seamus Justin), 1939-2013  Seamus Heaney Irish poet, playwright, translator, lecturer  Seamus Heaney  Heaney, Seamus Justin 1939-  Хини, Ш. 1939- Шеймас  1939-2013 היני שימוס  Heaney, Seamus, 1939-2013 tr. 	Personal	44 wiersze / Seamus Heaney. - Kraków, 1994. Beowulf a new translation Antología poética Aneid, book 6 Death of a naturalist Selected poems, 1965-1975 haw lantern The midnight verdict A call.

ISNI (International Standard Name Identifier)

- International Standard Name Identifier (ISO 27729)
- Persistent, unique identifier
- Assigned to persons and organizations
- May we eventually add ISNI identifiers to our records?
 - Stay tuned...

ISNI (International Standard Name Identifier)

– ISNI = 0000 0001 2321 5547

ISNI:	0000 0001 2321 5547
Name:	Chēny, Seimous Chini, Šejmas Heaney, S. Heaney (S.; 1939-) Heaney, Seamus Heaney, Seamus Justin Heaney, Seamus (Mr.) Heaney, Seamus (tr.) Heaney, Seasmus Hini, Šejmas Khini, Sheīmas Khini, Shiemas Seamus Heaney (irischer Schriftsteller und Literatur-Nobelpreisträger) Seamus Heaney (Irish poet, playwright, translator, lecturer) Seamus Heaney (Irlandes a mannaniw ken mannurat) Seamus Heaney (poeta irlandês) Seamus Heaney (poeta irlandzki) Séamus Heaney (poeta nordirlandese) Seamus Heaney (poète irlandais) Seamus Heaney (toneelschrijver uit Ierland (1939-2013)) Šeimuss Hīnijs Šejmus Hini Šejmas Hini Σέιμος Χίνι

WorldCat Identities



Matches for *'heaney, seamus'*

1. [Heaney, Seamus 1939-2013 \(Poetry\)](#)
2. [Heaney, Seamus published: 1983-2016 \(Poetry\)](#)
3. [Heaney, Seamus published: 1963-2017](#)
4. [Seamus Heaney Centre for Poetry published: 2004-2016 \(Periodicals\)](#)
5. [Seamus Heaney \(Musical group\) published: 2002](#)
6. [Heaney, Seamus P. 1930- \(Poetry\)](#)
7. [Heaney, Seamus, Anon published: 2007 \(Poetry\)](#)
8. [Heaney, Seamus 1959-](#)
9. [Heaney, Seamus published: 2002](#)
10. [Heaney, Seamus; Haviaras, Stratis; published: 2000](#)
11. [Heaney, Seamas published: 1997 \(Conference papers and proceedings\)](#)
12. [Heaney, Seamm published: 1982 \(Poetry\)](#)
13. [Heany, Seamus published: 1985-2005 \(Poetry\)](#)
14. [Heany, Seamus 1939-2013](#)

NACO lite project – required elements

- A label (name of the entity)
- At least one related work
 - if applicable
- Relationship of the entity to the work
 - if ascertainable
- Time period the entity is associated with

NACO lite project – helpful additions

- Associated place
- Institutional affiliation
- Field of activity; occupation
- History of name changes; merges/splits?

Stakeholders – identity communities

- Communities
- Libraries
- Cultural institutions
- Rights management organizations
- Academic institutions
- Looking for coordination
 - Need machine/AI matching
 - Sharing data across systems
 - Linked identities

Conclusion

- Maintaining authority of your headings is lots of work
- Doing it yourself is time-consuming but rewarding for you and your patrons
- Doing it yourself before using a vendor is very beneficial

Conclusion

- Work flow decisions
 - How often/when to work on Headings Reports
 - Use LC Weekly Lists?
 - Use Patron Search no-hits lists?
- Let system do the work that it can
 - Don't check every heading at the time of cataloging
 - Stay on top of it!

To sum it all up

Maintaining authority of your headings is a lot of work




There is so much to remember/learn

How will I know when to do what?

To sum it all up

What can III do to help me?



Supportal Solutions

Global update

Headings reports